16tel HiHat einhändig – Einführung
Single handed 16th Notes HiHat – Introduction

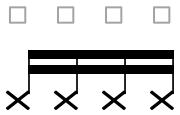

Es wird sportlich: bei den folgenden Grooves läuft die HiHat in 16teln durch, und zwar einhändig gespielt! Deshalb sind sie eher für langsame und mittlere Tempi geeignet.
Achte beim Spielen auf einen geringen Abstand der Stockspitze zur HiHat. Die HiHat klingt dadurch nicht zu laut und die Grooves sind weniger anstrengend zu spielen.

It's getting sporty: the following grooves feature a hi-hat in 16th notes, played single-handedly! Therefore, they are more suitable for slow and medium tempos.
Pay attention to a small distance of the stick tip to the hihat when playing. This way the hihat does not sound too loud and the grooves are less strenuous to play.

Vorheizen
Preheat

01

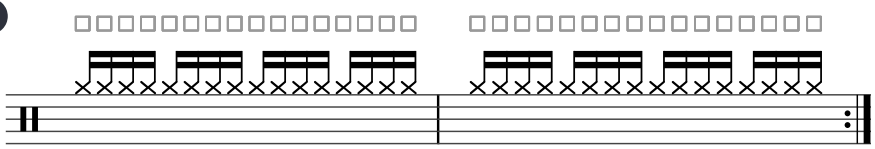

1 e & a 2 e & a 3 e & a 4 e & a 1 e & a 2 e & a 3 e & a 4 e & a

02

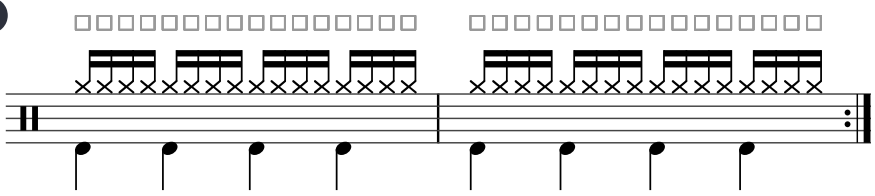

1 e & a 2 e & a 3 e & a 4 e & a 1 e & a 2 e & a 3 e & a 4 e & a

03

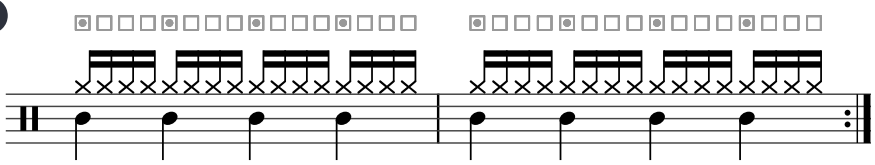

1 e & a 2 e & a 3 e & a 4 e & a 1 e & a 2 e & a 3 e & a 4 e & a

Spiele alle Grooves in diesem Kapitel auch mit folgenden Variationen:

Play all the grooves in this chapter also with the following variations:

Variationen
Variations

A

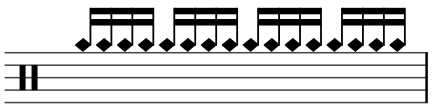

B



C

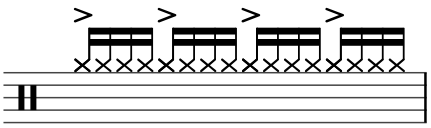

©2026 drumnotesarchive.com. Alle Rechte vorbehalten/All rights reserved.